



JOURNAL OF TEACHER EDUCATION (Monthly)
February-2022
REGIONAL INSTITUTE OF ENGLISH (RIE), SECTOR-32-C, CHANDIGARH

Patron	-	Sh. Jagjit Singh, PCS, Director Higher Education
Concept	-	Dr Vandana Lunyal, Director, RIE
Editor	-	Dr Jyoti Singh, Associate Professor, RIE
Assistant Editor	-	Ms. Neha Sethi, Librarian, RIE



DIRECTOR'S MESSAGE- At times students may have a discomfort or distress while partaking in English speaking activities or they may be reticent by nature or could have any other such qualms about speaking in front of a group. No matter the unique challenges facing each student, with the right motivation, encouragement and direction they can still learn to improve their English speaking skills. In this issue teachers can take cue from the activities and try to inculcate confidence in their speaking skills amongst the students.

“Those who know, do. Those that understand, teach.” - Aristotle

Highlights of RIE

- 1. Continuous Professional Development Course** – Week VII of the Eight-week RIE CPD course was conducted from 21.02.2022 to 25.02.2022 and focused on action research. It is one of the best practices for continuous professional development. Hence, the participating teachers were trained to carry out action research for solving their classroom problems and grow professionally. The CPD teachers also went for a day trip to TikkarTaal to enhance their skills while rejuvenating.
- 2. PGCTE** - Classes for 116th PGCTE were concluded online hosted on Google Classroom platform. The participants have been familiarized with the nuances of technology and how it can be used. The participants have been trained in enhancing Pedagogy skills by using various latest and state of art methods. They also have been trained in fundamentals of material production which needs continuous upgradation to make it useful and learner-friendly. The participants have been gaining immensely through this course.
- 3. Write Up**–The institute organized a ‘Write-up activity’ for teachers of CPD course on the occasion of ‘International Mother Language Day’ on 21st February coordinated by Ms. Neha Sethi. The topic was “Using technology for multilingual learning: Challenges and opportunities” based on the theme of this day for the year 2022.
- 4. RIE Chandigarh’s 60 years of carving diamonds** –RIE commenced 60-week celebration from 28th Feb 2022 to commemorate 60 years of teacher education. To celebrate this occasion a series of events 60 weeks before the memorable day will be conducted. In the first event coordinated by Ms. Neha Sethi we invited teachers as participants for a National E-Quiz. Certificate of merit was provided to those who qualified by scoring more than 70%.
- 5. Webinar on “Integrating Education Technology in ESL Classroom”** - Dr. Jyoti Singh was the resource person for this NCERT webinar.

Introduction

Speaking is a demanding skill and it requires active participation from the participants. In this issue we will guide the learners and teachers to cultivate and practice the skill of speaking by engaging them in different activities.

Activity I

Focus: PICTURE SPEAKS!

Level: 10–12 years

Objectives:

Language	Perception, question and answers
Skill	Recall, speaking
Thinking	Conversation and imagination
Pedagogy	Promotes creativity, enhances description skills

Type of Interaction: Individual work, suitable for large classes.

Steps:

1. Ask the students to look at the picture carefully. You can circulate the picture in class as well.
2. Now, ask the students to describe in general by asking the questions: -
 - a. Give a title to the picture.
 - b. How many people are there in the picture?
 - c. Is anyone wearing spectacles?
 - d. Are the children happy?
3. After this, the students need to give a picture composition in 7-8 lines.
4. All the students can also read their partners/ neighbors composition.
5. Now ask them to tell one interesting fact about the picture which they imagined to give a backstory to the picture.



Follow up

You can use a different picture and ask separate set of questions.

Activity II

Focus: Guess what!

Level: 5-8 years

Objectives:









Language	Question and answers.
Skill	Imagination and speaking
Thinking	Creating and recalling
Pedagogy	Promoting creativity (accept errors without pointing)

Type of Interaction: Whole class work, suitable for small classes.

Steps:

1. Pair up the students.
2. Give each student a picture of a daily object. For example, picture of any fruit, furniture items, stationery etc.
3. The picture should be placed facing down so that the partners cannot see each other's card.
4. The student will try to describe the object using simple words without using the object's name- for example 'if it is chair, the child can use simple sentence like: - We sit on it, it has four legs.'
5. The teacher can give an example for better understanding.
6. To continue the game, you can re-distribute the cards.

Some pictures of daily objects are given below: -

			
Apple	Candle	Pen	Chair
			
Pencil	Table	Book	Football

Follow up

Similar activity can be planned for different age groups using word cards according to their competence.

Activity III

Focus: Together we can!

Level: 8-12 years

Objectives:

Language	Proper noun
Skill	Sentence construction
Thinking	Quick answer and speaking
Pedagogy	Promotes interaction

Type of Interaction: Suitable for small groups (Teacher can divide the class).

Steps:

1. Make groups of maximum 20 students in a group.
2. Start the game by writing a few proper nouns on a piece of paper or use the words mentioned in the box below. These could be chosen randomly like- "Bhagat Singh" or choose them based on a theme.
3. Then write the list of describing words or phrases for these proper nouns. The teacher or educator can use the given list from box below or make their own according to the level of students.
4. Write all of these (proper nouns as well as describing words) in the form of cards as shown in the box.
5. Cut all the cards and divide in the group.
6. Once the cards are distributed amongst students, each student will move around and try to match his/her word card to the one that defines their word/phrase.
7. After this they will make a sentence using a combination of the proper noun and its describing words.
8. For Example- The card "Bhagat Singh" matches with freedom fighter. Together the two cards form the sentence "Bhagat Singh is a freedom fighter."

Box: -(Cards)

Bhagat Singh	Freedom fighter	Friday	Day of a week
Cricket	Sachin Tendulkar	Washington DC	Capital City
Chandigarh	City beautiful / UT	Jupiter	Largest Planet
Diwali	Festival of lights	Taj Mahal	Historical monument of India
Independence day	15 August	Titanic	Movie/ Ship


Follow up

Similar activity can be carried out for basic sentence construction among daily objects instead of using proper nouns. Like strawberry – a fruit.

*The activities have been adapted from diverse materials.


Useful Resources

Books



Gairns, Ruth and Redman Stuart (2008). *Oxford Word Skill Basic*. Oxford University Press.

'This book improves students' vocabulary and vocabulary learning skills. Short, clear presentations and lots of opportunity for practice give students the confidence to use new vocabulary. The first level in a three-level topic-based vocabulary course to learn and practice words, phrases and lexical grammar in context. Includes 80 units at each level mean they cover a huge range of topics and everyday situations. Extra practice and interactive activities on CD-ROM.'



Spears, Richards A. (2008). *McGraw- Hill's Essential Phrasal Verbs Dictionary: The Practical Guide to American English Phrasal Verbs*. 2nd Edition, McGraw- Hill Publication.

'This reference book offers thousands of American English phrasal verbs, two-word verbs prepositional verbs and verbs that are used together. Entries include definitions and examples of phrasal verbs used in context. With help from this book you will become familiar with English as it is used in the media, at work, around the house, and in everyday conversations. This will help you comprehend English as it is spoken in the United States and add variety to your word usage. You will also find 1800 entries with examples of everyday usage and fun illustrations that show the humor of taking expressions too literally

Inside it.'

Websites

1. <https://www.talkenglish.com/>
2. <https://www.speakinglevels.com/what-to-talk-about/>

Contact Us

Phone No: 91-172-2676008

Website : www.rieni.org